

## STRUCTURAL CH5812

### DISTRIBUTOR ASSEMBLY INSTRUCTIONS

USED ON DST 5668, 5669, 5670, 11039, 11040

### BOTTOM MOUNT HUB AND LATERAL SYSTEM 4" - 8" STRAIGHT THREAD

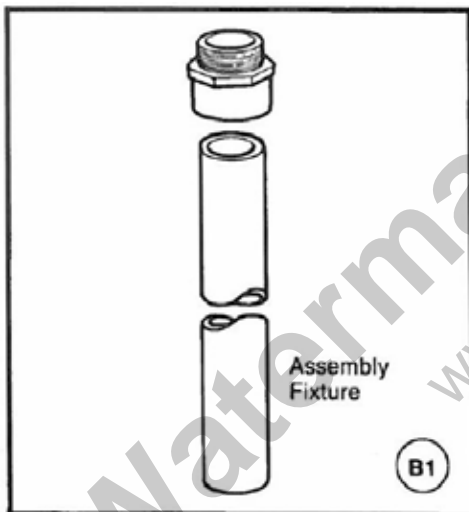
COMPOSITE TANKS

(14", 16", 18", 21", 24", 30", 36")

DIAMETER TANKS

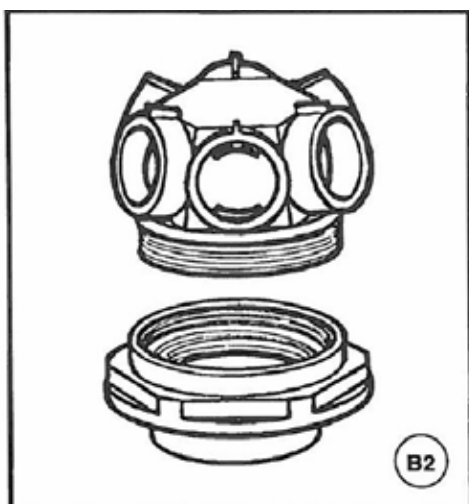
#### STEP 1

Use length of 2" PVC pipe (longer than tank length), slip on 2" PVC male adaptor (do not bond). This fixture is used for ease of assembly. (Furnished by customer)



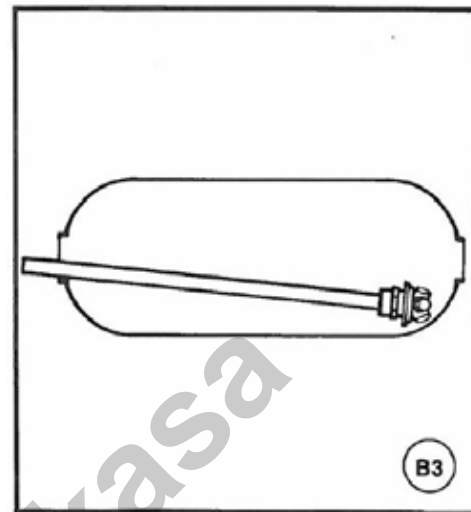
#### STEP 2

Exploded view of Hub Assembly.



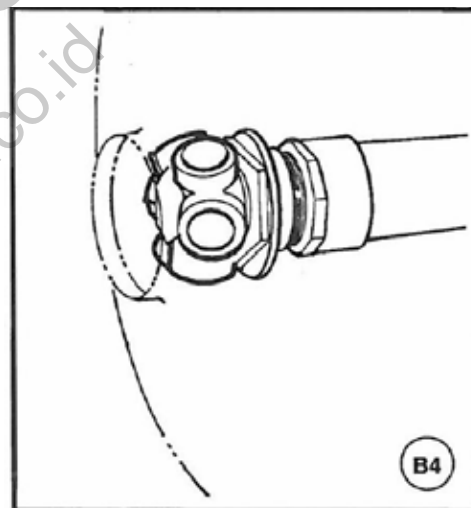
#### STEP 3

The Hub Assembly is threaded onto the male adaptor of the assembly tool and inserted into top opening of tank, and allowed to rest on side wall of tank. (As shown).



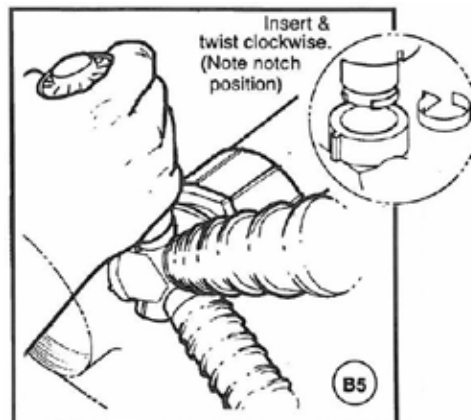
#### STEP 4

Assembly may be manipulated by a second person to ease assembly. (If desired)



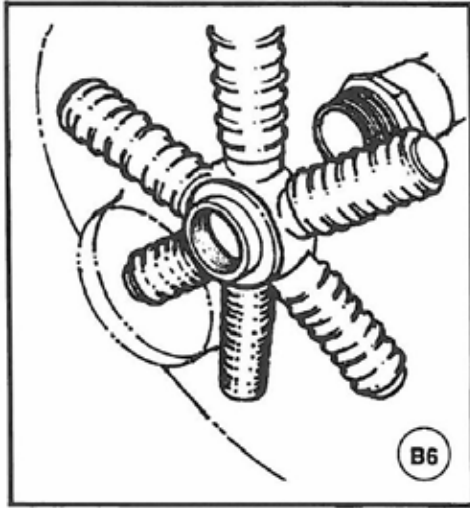
#### STEP 5

Install laterals one at a time through bottom opening. Insert laterals into Hub and lock into place by turning clockwise.



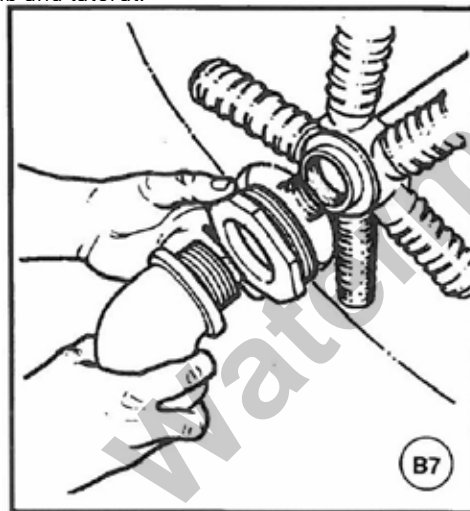
#### STEP 6

After all laterals are assembled, unthread Hub & lateral assembly from 2" male adaptor. Turn Hub and lateral assembly 180 degrees and have a second person hold assembly in position by applying pressure from opposite end with assembly fixture. (As shown)



#### STEP 7

While pressure is being applied, thread in 4" - 8" adaptor with "O" ring attached (properly seated). When adaptor is tight, insert the 2" elbow with "O" ring (properly seated) and thread to the Hub and lateral.



#### NOTE:

Elbow can be aligned to any position using the following procedure:

1. Loosen the elbow and rotate the elbow and (Hub or diffuser) assembly to desired position.
2. Re-assemble and tighten the elbow to tank.
3. Continue this procedure until desired position is attained.



For Structural Product Warranties visit: } [waterpurification.pentair.com](http://waterpurification.pentair.com)  
Structural para las garantías de los productos visite: }  
Pour Structural garanties produit visitez le site : }

#### WATER QUALITY SYSTEMS

5730 NORTH GLEN PARK ROAD, MILWAUKEE, WI 53209

P: 262.238.4400 | [WATERPURIFICATION.PENTAIR.COM](http://WATERPURIFICATION.PENTAIR.COM) | CUSTOMER CARE: 800.279.9404 | [tech-support@pentair.com](mailto:tech-support@pentair.com)

All Pentair trademarks and logos are owned by Pentair, Inc. or its affiliates. All other registered and unregistered trademarks and logos are the property of their respective owners. Because we are continuously improving our products and services, Pentair reserves the right to change specifications without prior notice.

Pentair is an equal opportunity employer.

CH5812 REV B FE16 © 2016 Pentair Residential Filtration, LLC All Rights Reserved.



PT Watermart Perkasa

Email: [sales@water.co.id](mailto:sales@water.co.id) Phone: +62-21-316-1671

Whatsapp (text only): +62815-8609-3500

Website: [www.water.co.id](http://www.water.co.id)

## **CALIFORNIA PROPOSITION 65 WARNING**

**⚠ WARNING:** This product contains chemicals known to the State of California to cause cancer or birth defects or other reproductive harm.