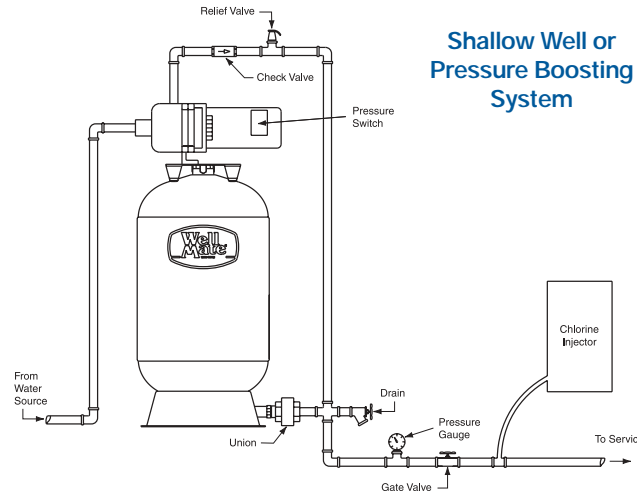
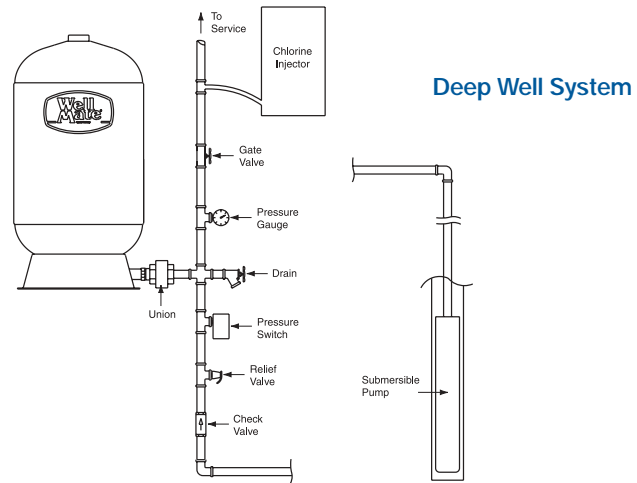


Two of the most common hydropneumatic applications



Shallow Well or Pressure Boosting System



Deep Well System

Tank Sizing Information

There are three factors to consider when selecting the proper size WellMate for your water system:

- The pump delivery rate in gallons/liters per minute (GPM/LPM).
- The recommended minimum running time of the pump.
- The minimum (cut-in) and maximum (cut-out) system pressure parameters.

Once these factors are known, the following calculations will determine, in most cases, the correct model to meet your specifications.*

CALCULATING DRAWDOWN

- 1) Pump delivery rate _____ GPM/LPM
- 2) Desired minimum pump running time in minutes _____ Minutes
(1 minute, 45 seconds = 1.75 minutes).
- 3) Multiply line #1 by line #2. _____ Gallons/Liters
This is the minimum drawdown or available water volume required.*

CALCULATING TANK SIZE

- 4) Minimum system pressure (cut-in) _____ PSIG/kPa/bar
- 5) Maximum system pressure (cut-out) _____ PSIG/kPa/bar
- 6) Using table #2, find the drawdown factor applicable to lines #4 and #5. _____ Factor
- 7) Divide line #3 by line #6 to determine the minimum total WellMate volume required. _____ Gallons/Liters
- 8) Refer to the design data and select the WellMate model with the lowest total capacity that is greater than or equal to line #7. _____ Model

EXAMPLE: An application using an 8 GPM pump with a minimum run time of 1 minute and a 30-50 PSIG system pressure range:

$$\frac{8 \text{ GPM} \times 1 \text{ minute}}{.30 \text{ (factor)}} = 26.7 \text{ gallon minimum tank capacity}$$

*If a volume of water needed is greater than the amount calculated on line #3, enter that amount on line #3 in place of the calculated volume.

Table #2 – Drawdown Factors

MAXIMUM SYSTEM PRESSURE (CUT-OUT) PSIG/(kPa)/bar	MINIMUM SYSTEM PRESSURE (CUT-IN) -- PSIG/(kPa)/bar																			
	20 (138)	25 (173)	30 (207)	35 (242)	40 (276)	45 (311)	50 (345)	55 (380)	60 (414)	65 (449)	70 (483)	75 (518)	80 (552)	85 (587)	90 (621)	95 (656)	100 (690)	105 (725)	110 (759)	
30/(207)/2.06	.21																			
35/(242)/2.41	.28	.19																		
40/(276)/2.76	.34	.26																		
45/(311)/3.10	.39	.32	.17																	
50/(345)/3.45	.44	.37	.24	.16																
55/(380)/3.80	.47	.41	.30	.22	.15															
60/(414)/4.16	.50	.44	.34	.28	.21	.14														
65/(449)/4.48	.53	.48	.38	.32	.26	.19	.13													
70/(483)/4.83	.56	.50	.42	.36	.30	.24	.18	.12												
75/(518)/5.17		.53	.45	.40	.34	.29	.23	.17	.11											
80/(552)/5.51			.48	.43	.38	.32	.27	.22	.16	.11										
85/(587)/5.86				.46	.41	.36	.31	.26	.21	.15	.10									
90/(621)/6.20					.43	.39	.34	.29	.24	.20	.15	.10								
95/(656)/6.55						.42	.37	.32	.28	.23	.19	.14	.09							
100/(690)/6.89							.40	.35	.31	.27	.22	.18	.13	.09						
105/(725)/7.24								.38	.34	.30	.26	.21	.17	.13	.09					
110/(759)/7.58									.37	.33	.29	.25	.20	.16	.13	.08				
115/(794)/7.92										.35	.31	.27	.24	.20	.16	.12	.08			
120/(828)/8.27											.34	.30	.26	.23	.19	.15	.11	.08		
125/(863)/8.62												.33	.29	.25	.22	.18	.15	.11	.07	
													.32	.28	.25	.21	.18	.14	.11	

In keeping with current industry standards, drawdown factors are based on Boyle's law. Actual drawdowns will vary depending upon system variables, including the accuracy and operation of the pressure switch and gauge, actual precharge pressure, and operating temperature of the system.



220 Park Drive
Chardon, OH 44024
Phone: (440) 286-4116
Fax: (440) 286-9673
www.pentairwater.com



PT WATERMART PERKASA

WellMate Composite Water System Pressure Tanks

for well systems, water storage, and pressure boosting



Residential

Commercial

Agricultural



Why WellMate™



For Dealers, WellMate™ offers more advantages, more solutions for more applications.

A growing customer base.

In the residential, commercial, and agricultural markets of the world, WellMate composite tanks are fast becoming the tank of choice for their unmatched performance over steel. As the recognized leader in composite pressure tank design, WellMate Water Systems gives you more to sell.



With unique features that translate into real benefits for your customers, and set you apart from the competition.

A material difference.

From the high density polyethylene inner liner, to the fiberglass-wound and epoxy resin-sealed outer shell, WellMate tanks



WellMate outperforms steel.

contain no steel, so they can't rust. What they can do is make everything easier. WellMate tanks require little or no maintenance because they won't dent and they



have no paint to scratch and touch up. Their light weight — half that of steel tanks — makes them easier and faster to install. In fact, most can be handled by a single installer, keeping costs down. And because the tanks are made of NSF and/or FDA listed materials, they are safe for man and the environment. WellMate tanks are 100% lead-free, and absolutely will not introduce undesirable chemicals or elements into the water.



A product that's worth more.

WellMate's innovative solutions for water storage and pressure boosting applications give you a world class product that's worth more. From initial design through promised delivery, quality is a hallmark of WellMate tanks. State-of-the-art winding equipment, the best materials and an ISO-9001 certified manufacturing

WellMate tanks are light weight and easy to install.



facility guarantee that our one-piece composite construction is second to none. Plus the best factory-backed warranty in the business gives customers the peace of mind they need to become buyers.

Ongoing dealer support.

As a WellMate dealer, you'll enjoy total dealer support. WellMate tanks are only sold through our network of certified professional dealers, giving you a real opportunity to make your mark. In addition, WellMate dealers enjoy the benefits of sales training programs, seminars and technical

support, as well as consumer literature, training videos, ad slicks and dealer incentive programs.

Want to know more about WellMate and the edge it gives its dealers? Call your WellMate distributor or 440-286-4116 for more information about the opportunities that await.



Rigorous testing and quality procedures ensure reliable performance.

Table of Contents

Low-Profile™ Series	4-5
WM™ -Series	6-7
UT™ -Series	8-9
(HP) Hydropneumatic Series	10-11
E-Series™	12-13
Universal/HP Aeration Tanks	14
Residential Tank Replacement Guide	15



Low-Profile™ Series

WellMate Low-Profile tanks can be ordered with an optional pump mount bracket and install easily in mobile homes where height is often limited.



Applications

- mobile homes
-
- crawl spaces
-
- closets



Big on performance, small on space.

Designed for height-restricted applications such as mobile homes, crawl spaces and closets, our compact Low-Profile Series pressure tanks give you added flexibility in small-space residential applications. Plus they offer you these distinct advantages:

- Highest Drawdown in the Industry for its Profile
- Replaceable Air Cell – easier to service in the field.
- Extended Labor Warranty Option (by homeowner)



“ We prefer WellMate tanks because of their light-weight design. In many residential locations in the southern U.S., such as manufactured homes and small pump houses, installing a tank requires crawling into small spaces. When you are on your hands and knees, it is much easier to handle a light-weight tank. We primarily use WellMate’s Low Profile series tanks and the WM-6.

”
Brenda Williams
Williams Well Drilling
Sumter, South Carolina

Specifications

Low-Profile Performance Data

Model Number	Capacity gal / liter	Maximum Operating Pressure psi / kPa / Bar	Drawdown 30/50 Setting** gal / liter	Diameter* inch / cm	Overall Height* inch / cm	Height* inlet/outlet to floor inch / cm	System Connection	Assembly Weight* lb / kg
WM-6LP	19.3 / 73	100 / 700 / 7.0	5.8 / 21.9	24 / 61	20 1/4 / 51	2 1/4 / 5.7	1" male NPT	22.75 / 10.3
WM-10LP	34.5 / 131	100 / 700 / 7.0	10.4 / 39.2	24 / 61	28 / 71	2 1/4 / 5.7	1" male NPT	29.5 / 13.4

Note: Maximum external operating temperature 120°F (49°C). Maximum internal operating temperature 100°F (38°C). Minimum operating temperature 40°F (4°C). *Diameter, height and weight may vary slightly without notice.

**In keeping with current industry standards, drawdown factors are based on Boyle’s law. Actual drawdowns will vary depending upon system variables, including the accuracy and operation of the pressure switch and gauge and operating temperature of the system.





WM™-Series

WellMate tanks are the professional's choice for long-lasting, dependable tanks that won't rust or leak.



Applications

- residential
- light commercial
- pressure boosting



Easier to install than steel, and over time, much tougher to beat.

Our WM-Series offers features and benefits steel tanks just can't match. From their corrosion-proof composite construction... to their lighter weight, easier maintenance and less expensive installation... WM-Series pressure tanks are the preferred choice of professionals. Especially when the following advantages are added to the mix:

- Replaceable Air Cell – for easier field servicing.
- Greater Drawdown than Comparably-Sized Steel Tanks – for greater efficiency.
- Extended Labor Warranty Option (by homeowner)
- Won't Rust in Corrosive Environments – particularly important in agricultural and livestock applications, and coastal regions.
- Quicker and Less Costly to Install – usually requiring only one person and fewer man-hours.
- Wider Pressure Setting Differential – for greater flexibility.



Durable interior air cell is fully replaceable and constructed of heavy-gauge engineered polymer.

One piece, seamless inner shell molded of premium, high-density polyethylene.

Outer shell is a composite of continuous fiberglass strands sealed with high-grade epoxy resin.

Seamless, full-size, blow-molded, polymer air cell is custom fitted for each tank size.

Sturdy, molded polymeric base is corrosion and impact proof.

Bottom inlet/outlet one-piece drain is custom molded of high-impact PVC.

Specifications

WM Performance Data

Model Number	Capacity gal / liter	Maximum Operating Pressure psi / kPa / Bar	Drawdown 30/50 Setting** gal / liter	Diameter* inch / cm	Overall Height* inch / cm	Height* inlet/outlet to floor inch / cm	System Connection	Assembly Weight* lb / kg
WM-4	14.5 / 55	100 / 700 / 7.0	4.4 / 16.5	16 / 41	26 / 66	1 3/4 / 4.4	1" male NPT	14.5 / 6.6
WM-6	19.8 / 75	100 / 700 / 7.0	5.9 / 22.5	16 / 41	32 / 81	1 3/4 / 4.4	1" male NPT	17.75 / 8.1
WM-9	29.5 / 112	100 / 700 / 7.0	8.9 / 33.5	16 / 41	44 / 112	1 3/4 / 4.4	1" male NPT	24.75 / 11.2
WM-12	40.3 / 153	100 / 700 / 7.0	12.1 / 45.8	16 / 41	57 / 145	1 3/4 / 4.4	1" male NPT	30 / 13.6
WM-23	79.6 / 301	100 / 700 / 7.0	23.8 / 90.4	21 / 53	62 / 157	2 1/4 / 5.7	1 1/4" male NPT	65.7 / 29.8
WM-14WB	47.1 / 178	125 / 862 / 8.6	14.1 / 53.5	21 / 53	41 1/4 / 105	2 1/4 / 5.7	1 1/4" male NPT	43 / 19.5
WM-20WB	60.0 / 227	125 / 862 / 8.6	18.0 / 68.1	24 / 61	41 1/2 / 105	2 1/4 / 5.7	1 1/4" male NPT	50 / 22.7
WM-25WB	86.7 / 328	125 / 862 / 8.6	26.0 / 98.5	24 / 61	55 1/4 / 140	2 1/4 / 5.7	1 1/4" male NPT	72.75 / 33.0
WM-35WB	119.7 / 453	125 / 862 / 8.6	35.9 / 135.9	24 / 61	74 1/4 / 189	2 1/4 / 5.7	1 1/4" male NPT	95 / 43.1

Note: Maximum external operating temperature 120°F (49°C). Maximum internal operating temperature 100°F (38°C). Minimum operating temperature 40°F (4°C). *Diameter, height and weight may vary slightly without notice.

** In keeping with current industry standards, drawdown factors are based on Boyle's law. Actual drawdowns will vary depending upon system variables, including the accuracy and operation of the pressure switch and gauge and operating temperature of the system.



I have been a WellMate user for over 12 years. I prefer WellMate captive air tanks because they're light weight and do not rust, and I rarely receive a warranty claim. Since WellMate tanks are approved for burial, I can place them halfway in the ground so they look nice in customers' basements. If you want to use nothing but the best, go with WellMate.



Tom Jordan
Jordan Well Drilling
Houghton Lake, Michigan

UT™ -Series



Applications

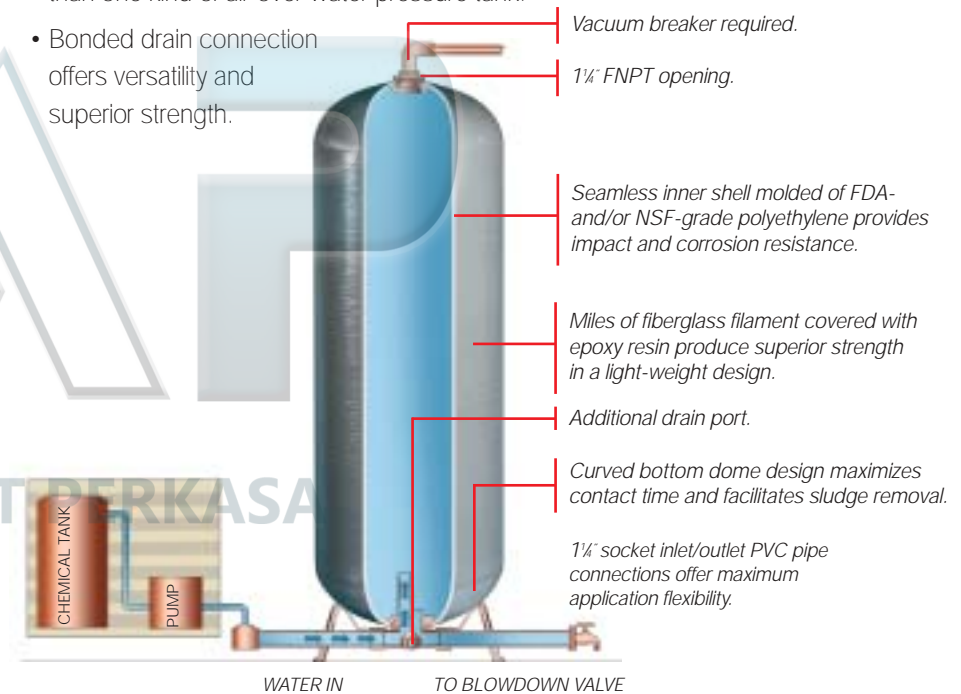
contact tank for water treatment

hydropneumatic
(with purchased accessories)

Contact with chemicals, chlorine, sulfuric acid? Go with the Pros and choose UT.

There's no better tank choice for water treatment than our UT-Series. Composite construction makes the entire line impervious to the chemicals found in aggressive water. Plus the following advantages give our UT-Series the kind of application versatility dealers want:

- Inlet/Outlet PVC Pipe Connections – allow straight through T connection on bottom of tank for ease of piping.
- Blowdown Valve – for easy removal of sludge from tank bottom.
- Hydropneumatic Convertible – optional air volume control assembly and micronizer provide for quick and easy tank conversion. Dealers no longer need to stock more than one kind of air-over-water pressure tank.
- Bonded drain connection offers versatility and superior strength.



Specifications

UT Performance Data

Model Number	Capacity gal / liter	Maximum Operating Pressure psi / kPa / Bar	Diameter* inch / cm	Overall Height* inch / cm	Height* inlet/outlet to floor inch / cm	System Connection		Assembly Weight* lb / kg
						Top	Bottom	
UT-30	30 / 114	75 / 500 / 5.0	16 / 41	43 3/4 / 111	1 1/2 / 3.8	1 1/4" female NPT	1 1/4" male NPT	25 / 11.3
UT-40	40 / 151	75 / 500 / 5.0	16 / 41	56 1/2 / 144	1 1/2 / 3.8	1 1/4" female NPT	1 1/4" male NPT	28 / 12.7
UT-40SQ	40 / 151	75 / 500 / 5.0	21 / 53	35 1/4 / 90	2 / 5.1	1 1/4" female NPT	1 1/4" male NPT	33 / 15.0
UT-80	80 / 303	75 / 500 / 5.0	21 / 53	62 / 157	2 / 5.1	1 1/4" female NPT	1 1/4" male NPT	43 / 19.5
UT-120	120 / 454	75 / 500 / 5.0	24 / 61	72 1/2 / 184	2 / 5.1	1 1/4" female NPT	1 1/4" male NPT	63 / 28.6

Note: Maximum external operating temperature 120°F (49°C). Maximum internal operating temperature 100°F (38°C). Minimum operating temperature 40°F (4°C).

* Diameter, height and weight may vary slightly without notice.

Accessories (For Hydropneumatic Conversion)

(Consult factory for correct size)	Air Volume Control Assembly
Part # 3929-5	Micronizer
Part # 10724	Vacuum Breaker



Air Volume Control Assembly



Micronizer



Vacuum Breaker

NOTE: Flexible connectors must be installed between hard piping and tank openings. These pressure vessels are rated for an internal negative pressure of 5" HG (17 Pa) vacuum below atmospheric. If negative pressure could ever exceed 5" Hg (17 Pa), an adequate vacuum breaker must also be properly installed. Failure to install flex connection properly, or improper installation of a vacuum breaker when required, may void the warranty.



WellMate's best selling feature is its composite construction. It makes the tank extremely durable and non-corrosive. Many installations in my area have damp environments and are exposed to high humidity. The WellMate tank outperforms the steel tank. WellMate offers a premium, differentiated product that enables my company to offer unique selling features to the homeowner.



Gary Auseth
Fergus Well Company
Fergus Falls, Minnesota



HP-Series

The WellMate Micronizer attaches easily to any hydropneumatic tank, continuously charging the tank with a controlled amount of air. Composite construction offers corrosion resistance and long life.



Applications

-sulfur and iron water treatment.....
-hypochloride environments.....
-release of methane or other well gases.....



WellMate tanks offer superior performance to steel tanks in many environments because they are non-corrosive. Two applications where they perform particularly well for us are finished basements and chicken farms. You don't have to worry about WellMate tanks rotting out or leaking. They work great.

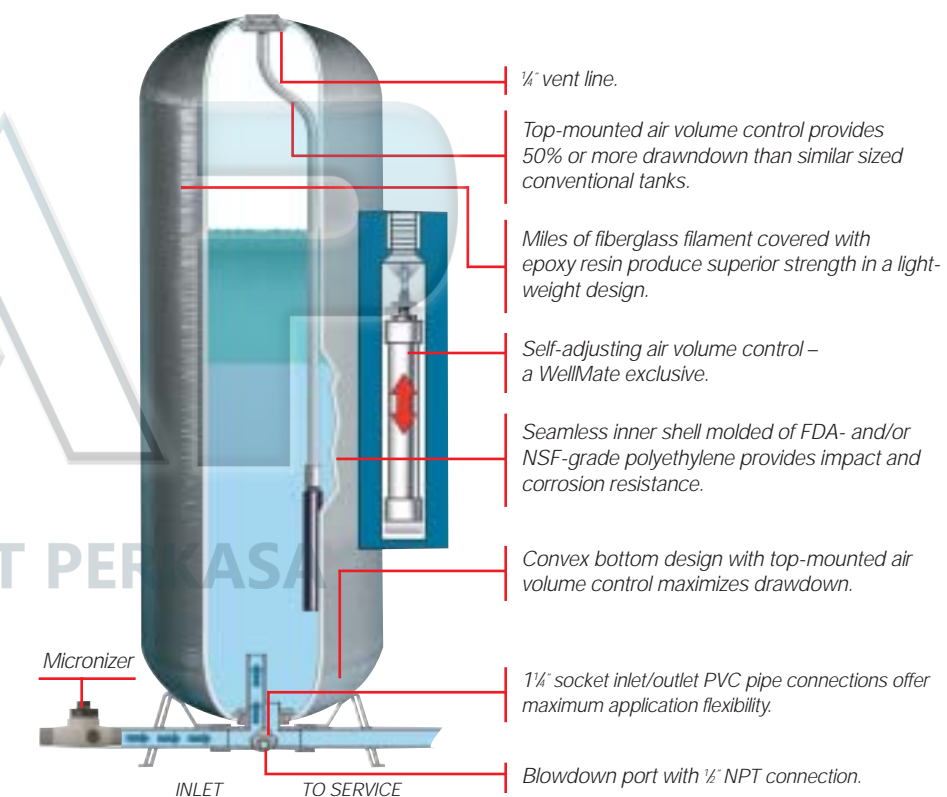


Al Heaton
A.B. Heaton & Sons
Belding, Michigan

The toughest tanks for your worst installations.

Iron and sulfur removal? Hypochloride environments? Methane and other undesirable well gases? You need our HP-Series of hydropneumatic tanks. These high performance tanks can be used for aggressive water, or as an open system where air is introduced to oxidize and aerate. All this, plus these other key advantages:

- Large Drawdown Ratio – for increased efficiency.
- Adapter and UT Drain Assembly – (sold separately) – allow you to add 1" riser pipe to increase aeration of water.
- Self-Adjusting Air Volume Control – for system flexibility and ease of installation.



Specifications

HP Performance Data

Model Number	Capacity gal / liter	Maximum Operating Pressure psi / kPa / Bar	Drawdown 30/50 Setting** gal / liter	Diameter* inch / cm	Overall Height* inch / cm	Height inlet / outlet to floor inch / cm	System Connection Top	System Connection Bottom	Assembly Weight* lb / kg
HP-7	30 / 114	75 / 500 / 5.0	6.6 / 25.0	16 / 41	43 3/4 / 111	1 1/2 / 3.8	1/4" vent line	1 1/2" male NPT	26 / 11.8
HP-9	40 / 151	75 / 500 / 5.0	9.0 / 34.1	16 / 41	56 1/2 / 144	1 1/2 / 3.8	1/4" vent line	1 1/2" male NPT	29 / 13.2
HP-8SQ	40 / 151	75 / 500 / 5.0	8.0 / 30.3	21 / 53	35 1/4 / 90	2 / 5.1	1/4" vent line	1 1/2" male NPT	34 / 15.4
HP-18	80 / 303	75 / 500 / 5.0	17.8 / 67.4	21 / 53	62 / 157	2 / 5.1	1/4" vent line	1 1/2" male NPT	44 / 20.0
HP-26	120 / 454	75 / 500 / 5.0	25.5 / 96.5	24 / 61	72 1/2 / 184	2 / 5.1	1/4" vent line	1 1/2" male NPT	64 / 29.0

Note: Maximum external operating temperature 120°F (49°C). Maximum internal operating temperature 100°F (38°C). Minimum operating temperature 40°F (4°C).

* Diameter, height and weight may vary slightly without notice.

** In keeping with current industry standards, drawdown factors are based on Boyle's law. Actual drawdowns will vary depending upon system variables, including the accuracy and operation of the pressure switch and gauge and operating temperature of the system.

Accessories

Part #3929-5	Micronizer
Part #10724	Vacuum Breaker

NOTE: Flexible connectors must be installed between hard piping and tank openings. These pressure vessels are rated for an internal negative pressure of 5" Hg (17 Pa) vacuum below atmospheric. If negative pressure could ever exceed 5" Hg (17 Pa), an adequate vacuum breaker must also be properly installed. Failure to install flex connection properly, or improper installation of a vacuum breaker when required, may void the warranty.



Vacuum Breaker

E-Series

Applications

high volume
water storage
.....
water storage
treatment



Our extrusion process requires brine water at very high pressures. WellMate E-Series tanks deliver the performance and corrosion resistance that make them an excellent investment.

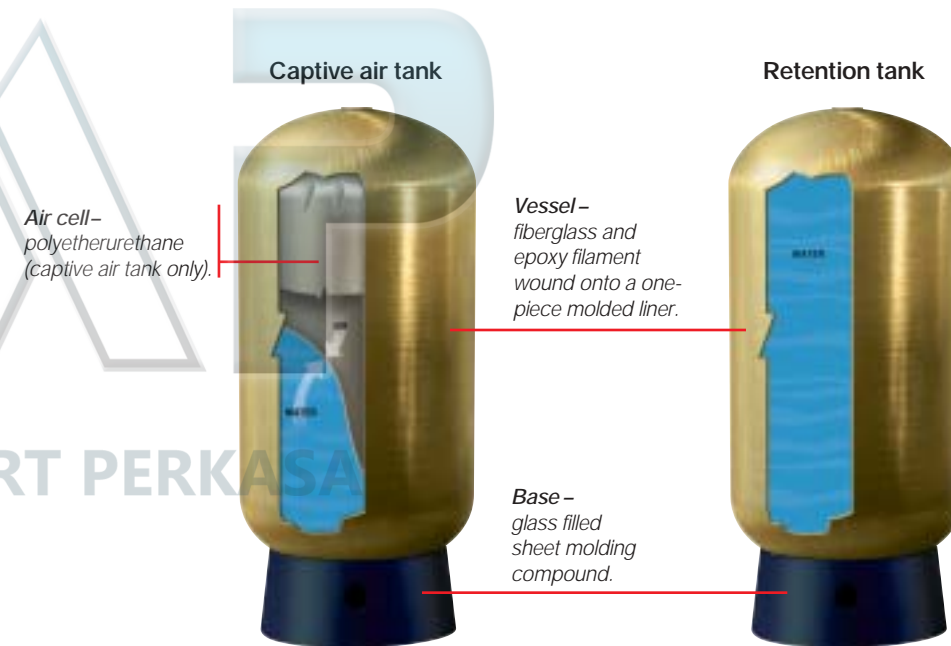
Jim Swor
General Manager
Extrudex



Maximum storage. Minimum headaches

Wider pressure switch settings on our E-Series tanks allow for maximum water storage during periods of peak demand. As a captive air tank, the E-Series can handle up to 125 psi/8.6 bar operating pressure. Plus the high-volume, high-pressure tanks offer these benefits:

- Retention Tank Capability — without the air cell, can function as a high capacity retention tank for water storage and treatment.
- Polyetherurethane Air Cell — offers a longer life than bladders or diaphragms.
- Wider Range of Pressure Settings — for greater application versatility.
- Pre-Installed Inlet/Outlet Assembly — with system connections to save time and money.



Our E-Series tanks are also available as a retention tank for water storage/treatment.

Specifications

E-Series Performance Data

Model Number	Capacity gal / liter	Maximum Operating Pressure psi / kPa / Bar	Drawdown 30/50 Setting** gal / liter	Diameter* inch / cm	Overall Height* inch / cm	Height* inlet/outlet to floor inch / cm	System Connection		Assembly Weight* lb / kg
							Bottom	Top	
Captive Air Tank									
WM-60	187 / 707	125 / 862 / 8.6	55.2 / 209	30 / 76	79 / 201	7.5 / 19	2" Pipe Socket	N/A	234 / 106.14
WM-80	264 / 999	125 / 862 / 8.6	78.0 / 295	36 / 91	81 / 206	8.0 / 20	2" Pipe Socket	N/A	292 / 132.45
Retention Tank									
RT-200	187 / 707	125 / 862 / 8.6	N/A	30 / 76	79 / 201	7.5 / 19	2" NPT	2" NPSM	234 / 106.14
RT-270	264 / 999	125 / 862 / 8.6	N/A	36 / 91	81 / 206	8.0 / 20	2" NPT	2" NPSM	292 / 132.45

Note: Maximum operating temperature 120°F (49°C). Minimum operating temperature 40°F (4°C).
*Diameter, height and weight may vary slightly without notice.

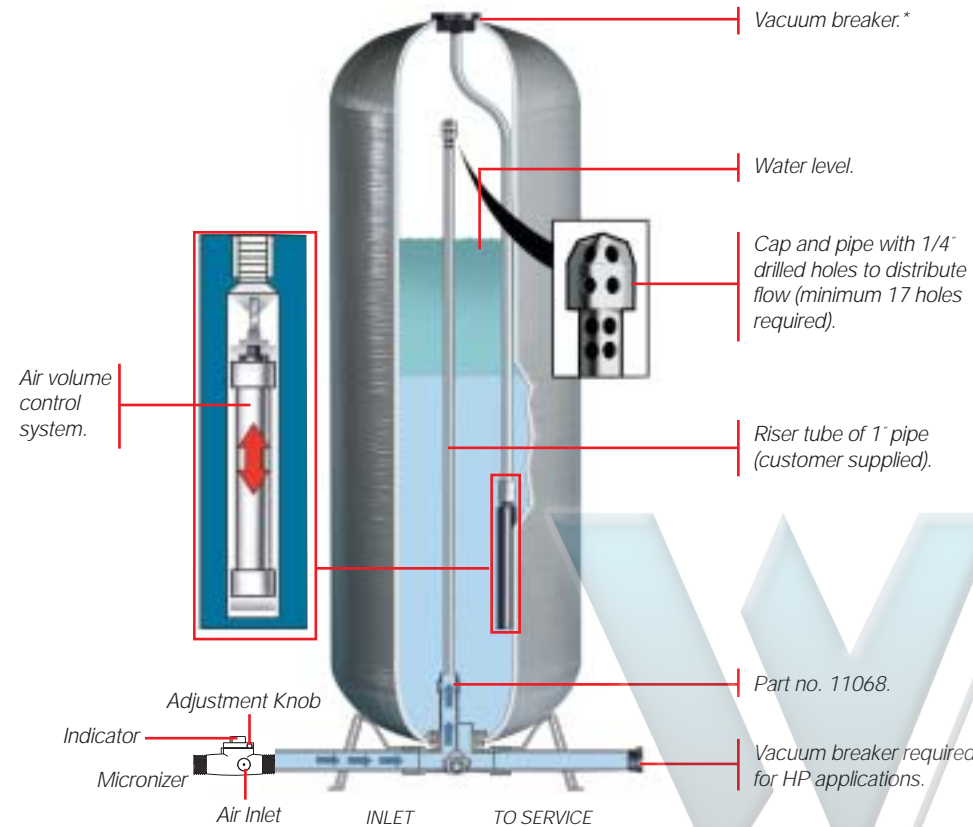
** In keeping with current industry standards, drawdown factors are based on Boyle's law. Actual drawdowns will vary depending upon system variables, including the accuracy and operation of the pressure switch and gauge and operating temperature of the system.

UT/HP Aeration Tanks



WellMate Micronizer Injects Air into Pressurized Fluid Streams.

Made of non-corrosive PVC with no moving parts, the WellMate Micronizer is designed to continuously charge any UT- or HP-Series tank with a controlled amount of air. When properly installed and adjusted, the patent-pending Micronizer will aerate the tank for 30% to 50% of the pump's run time. Simply attach the WellMate Micronizer to the standard 1" male NPT inlet tube at the bottom of the tank. Air amount and time are adjusted by hand on an easy-to-use indicator. Excess air is drawn out through an AVC assembly installed in the tank.



***WARNING:** To avoid health or environmental hazards from gas accumulation, plumb the top fitting to vent off gas to a safe area.

How to air out undesirable gases.

Got a problem with undesirable well gases? These tanks have been designed to introduce air to oxidize and aerate, minimizing or even eliminating both methane gas and hydrogen sulfide gas which is detectable by its rotten egg odor. These tough-performing tanks also offer the following:

- Large Drawdown Ratio – for increased efficiency.
- Self Adjusting Air Volume Control System – for flexibility and ease of installation.
- Composite Construction – for increased tank life.

WellMate does not guarantee sizing requirements or the successful removal of odors and gases. It is the responsibility of the contractor or water treatment specialist to assess the many variables involved and select the proper tank.



Vacuum Breaker

Accessories

Part # 3929-5	Micronizer
Part # 10724	Vacuum Breaker
Part # 11068	Adapter

Model Number	Capacity gal / liter	1" Riser Tube Length (inches)	1/2" AVC (tube only) (inches)	AVC Overall Length (inches)
UT-30 / HP-7	30 / 114	24.00	23.25	34.88
UT-40SQ / HP-8SQ	40 / 151	16.00	14.50	26.15
UT-40 / HP-9	40 / 151	37.50	35.50	47.12
UT-80 / HP-18	80 / 303	42.75	40.00	51.62
UT-120 / HP-26	120 / 454	53.00	46.50	58.12

Note: Maximum external operating temperature 120°F (49°C). Maximum internal operating temperature 100°F (38°C). Minimum operating temperature 40°F (4°C).

* Diameter, height and weight may vary slightly without notice.

** In keeping with current industry standards, drawdown factors are based on Boyle's law. Actual drawdowns will vary depending upon system variables, including the accuracy and operation of the pressure switch and gauge and operating temperature of the system.

NOTE: Flexible connectors must be installed between hard piping and tank openings. These pressure vessels are rated for an internal negative pressure of 5" HG (17 Pa) vacuum below atmospheric. If negative pressure could ever exceed 5" HG (17 Pa), an adequate vacuum breaker must also be properly installed. Failure to install flex connection properly, or improper installation of a vacuum breaker when required, may void the warranty.

Residential Tank Replacement Guide

WellMate-Pentair Water Treatment	WM-01	WM-02	WM-4	WM-6	WM-9	WM-12	WM-14WB	WM-20WB	WM-25WB	WM-35WB
Champion Amtrol	CH1001	CH1002	CH3001	CH4202	CH8003	n/a	CH10050	CH12051	CH17002	CH22050
ProLine Amtrol	CA1001	CA1002	CA3001	CA4202	CA8003	n/a	CA10050	CA12051	CA17002	CA22050
Well-Flow Amtrol	WF-6	WF-15	WF45	WF60	WF100	n/a	WF140	WF200	WF260	WF360
WellXTrol Amtrol	WX-101	WX-102	WX-201	WX-202	WX-203	n/a	WX-250	WX-251	WX-302	WX-350
Clayton Mark	CM1001	CM1002	CM-200	CM-202	CM-203	n/a	CM-250	CM-251	CM-302	CM-350
Elbi	D8	D18	DV50	DV80	n/a	n/a	DV200	n/a	n/a	DV450
Challenger Flexcon	JR6	JR15	PC44	PC66	PC88	n/a	PC144	PC211	PC266	PC366
Well-Rite Flexcon	JR6	JR15	WR45	WR60	WR80	n/a	WR140	WR200	WR260	WR360
Aqua Air Goulds	V6P	V15P	V45	V60	V100	n/a	V140	V200	V250	V350
Myers	MIL2	MIL5	MPD14	MPD20	n/a	n/a	n/a	n/a	MPD86	MPD119
ConAire Sta-Rite	CA-9	n/a	n/a	CA-42	n/a	n/a	CA-120	n/a	CA-220	n/a
Fiberwound Sta-Rite	n/a	n/a	n/a	SR20-6S	n/a	SR40-12	SR48-14	SR60-18	SR85-25	SR119-35
Vertical Steel Sta-Rite	n/a	n/a	PS30-T01	PSP42-T02	PSP75-T03	n/a	PSP120-T50	PSP200-T51	PSP220-T52	PSP320-TR50
Perma Tank State	PIL-2	PIL-5	PAD-14	PAD-20	n/a	n/a	PAD-52	n/a	PAD-86	PAD-119